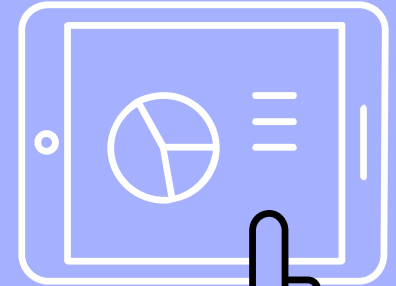
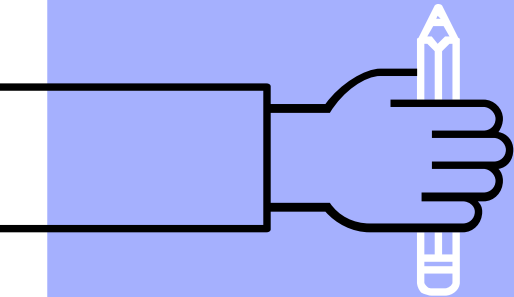
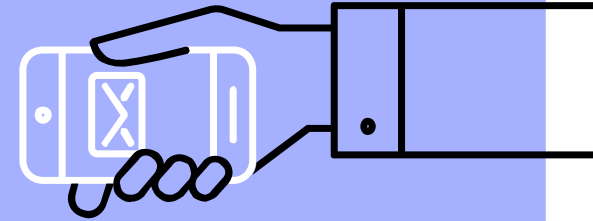



Welcome to
STADLP Family
Orientation Day
One!



INSTRUCTIONS FOR USE

Daily Playlist

Each day you will receive a presentation that will correspond to a daily activity that will help you and your child get set up in the systems needed to participate in our program.

For every system, we will have a help center available to you to help you to troubleshoot and to provide support.


Teacher Meet and Greets

During this orientation time, you will receive an email link that will allow you to set up a group meet and greet with your child's homeroom teacher. Over the next few weeks and throughout the year, you will be able to reach your teacher through their Calendly link in order to set up a time to connect 1:1.

Key Terms

Distance learning involves a lot of new systems and vocabulary!

In this orientation presentation, you will have the opportunity to learn what each of these terms means, where they are located, and you will be able to keep this presentation for reference!



HELLO!

I am Ms. Pizzi

I am your principal and program director. Welcome!

You can find me at
principal@stthomasaquinasbq.org



Table of Contents


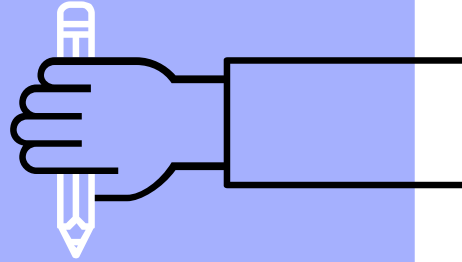
- ▶ [Rediker Accounts](#)
- ▶ [Get to Know the Systems](#)
- ▶ [Learning Framework](#)
- ▶ [Key Terms](#)

Click on the links **above** to jump directly to that slide or go through in order.



Let's Get Started!

Welcome to Day One!






*Grant me, O Lord my God,
a mind to know you,
a heart to seek you,
wisdom to find you,
conduct pleasing to you,
faithful perseverance in waiting for
you,
and a hope of finally embracing you.
Amen.*



Rediker

HELP

Rediker is our primary student information system. Here you can access your parent portal for all children you have enrolled in our program. This is the most important mode of communication. By now you should have received an invitation to set up an account—if you have not already done so, now is the time to access your portal. Check all information listed for correctness.



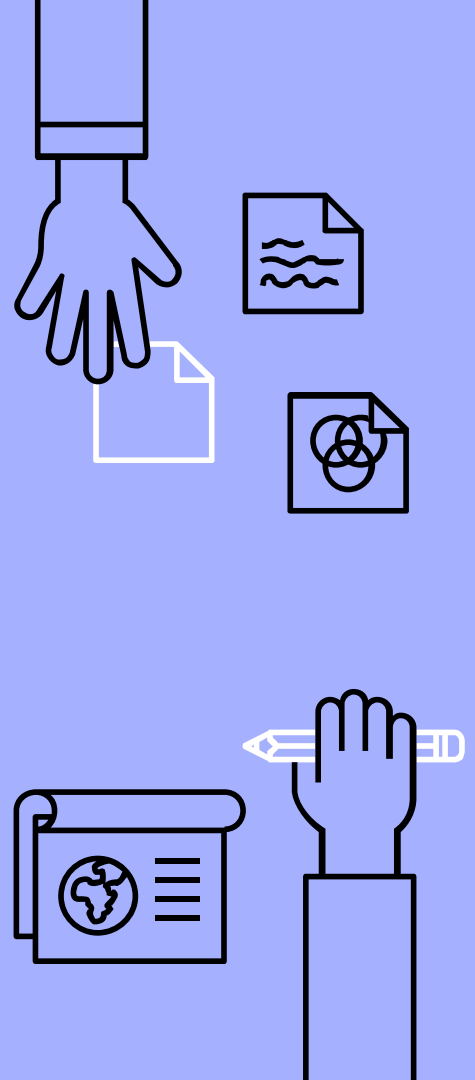
Prepare to Connect

Teacher Meetings

Later in the module, you will receive an invitation via email to sign up for a convenient 10-30-minute meet and greet with your child's homeroom teacher. This could be individual or in small groups.

STADLP Student Account

Later in the orientation you will receive information you need in order to set up your child's Google Classroom email and account, which will be linked to Rediker.



Get to Know the Systems

Google Classroom

Google Classroom is where your child will access the Google Meet to attend classes. Here you will also find links to assignments, tests, etc.

Learn more about Google Classroom by following along

[HERE](#)

Rediker

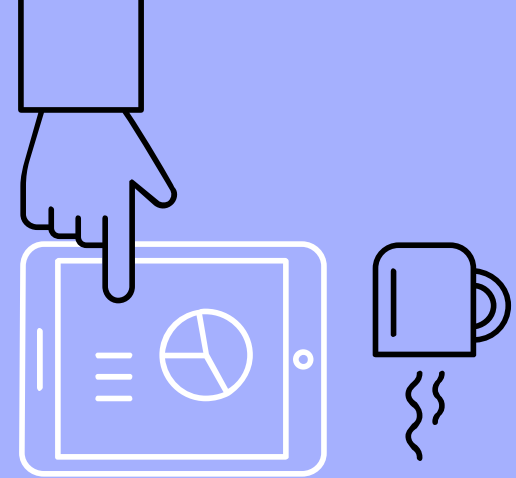
This is our one stop shopping parent and student portal. Here you can email teachers, stay updated on grades and attendance, receive school updates and announcements and more!

Realize

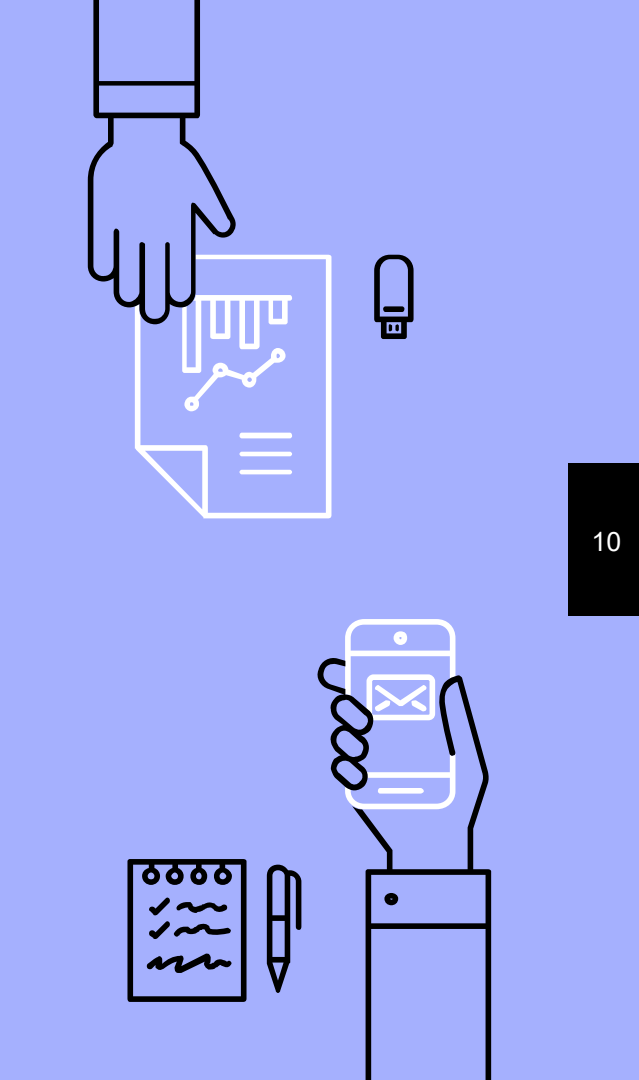
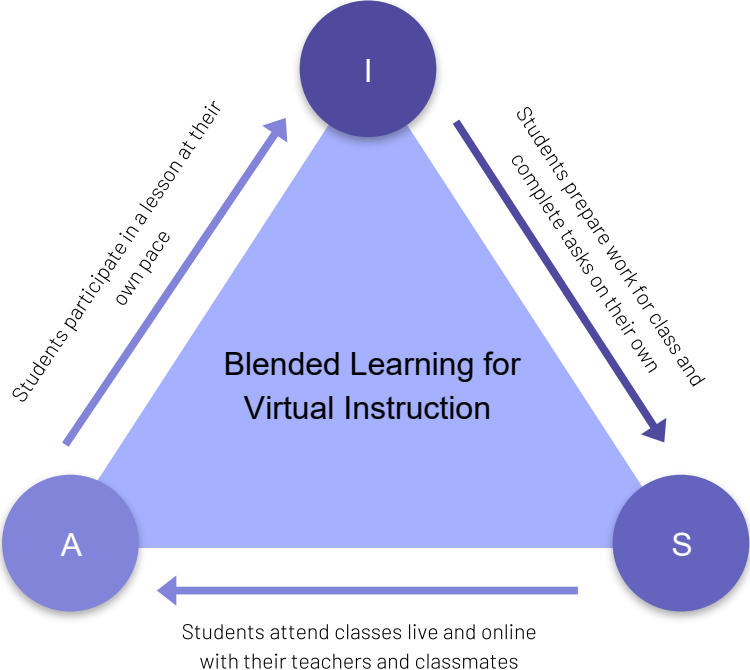
Savvas(formerly Pearson) Realize is the curricular program we are using for all core subject areas from K-8.

Students will complete work in Realize on their own and with a teacher in class.

[LEARN MORE
HERE](#)



Learning Framework



Key Terms

Rediker

Our primary SIS- Student Information System. All your student progress information will be posted here

Google Classroom

This is where students will find their assignments, resources and links to their classroom. It is our LMS, the learning management system

Realize

This is our curriculum. All materials, including textbooks, are available digitally

Class Dojo

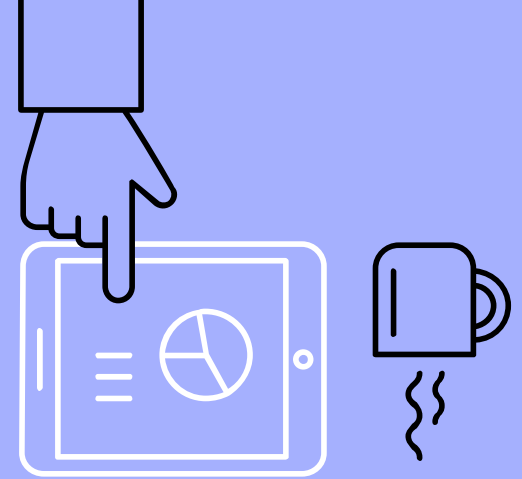
Class Dojo is an app that helps you communicate quickly with your teacher. There are also great resources for SEL here!

I Ready

This is our system for assessments in math and literacy. This is one of many tools we are using to get to know your child's learning

Synchronous/Asynchronous

Synchronous means that students are live and online with their teachers. Asynchronous means that students are working on tasks independently and on their own time



Help Desk

Technology—

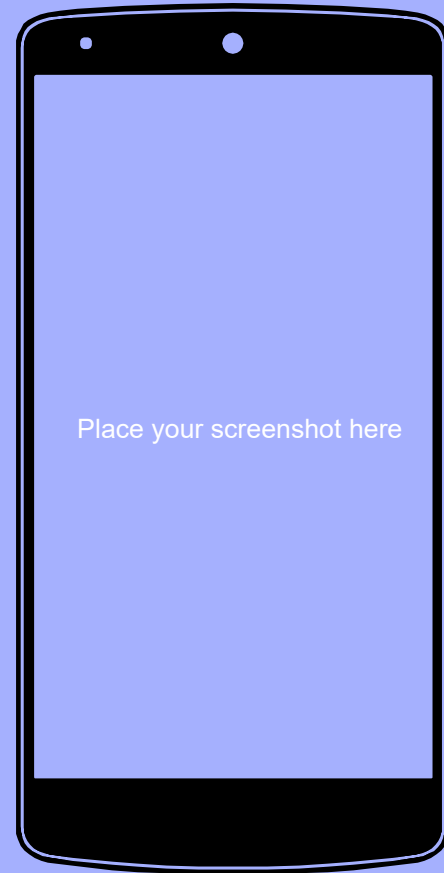
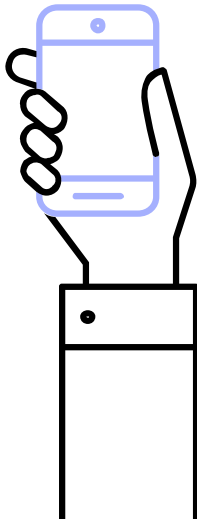
technology@stthomasaquinasbq.org

Email Corrections—

info@stthomasaquinasbq.org

Instructional Questions —

principal@stthomasaquinasbq.org



THANKS!

Any questions?

You can find me at:

principal@stthomasaquinasbq.org

